

# Board of Regents of the University System of Georgia



## Summary of Financial Activity for FY 2010 Budget to Actuals

# University System of Georgia Financial Statements

## Annual Financial Report

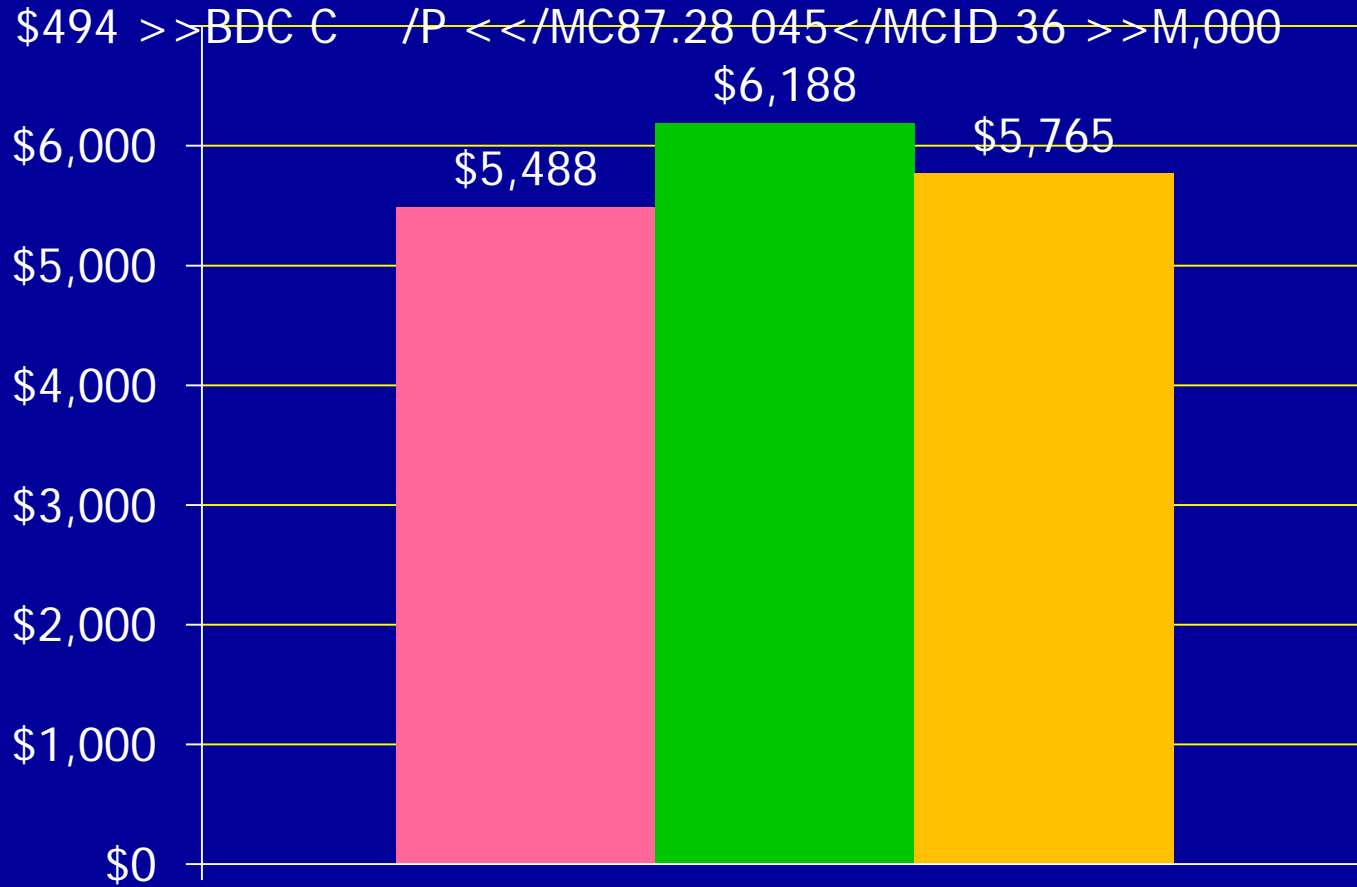
- GAAP - GASB
- State audit



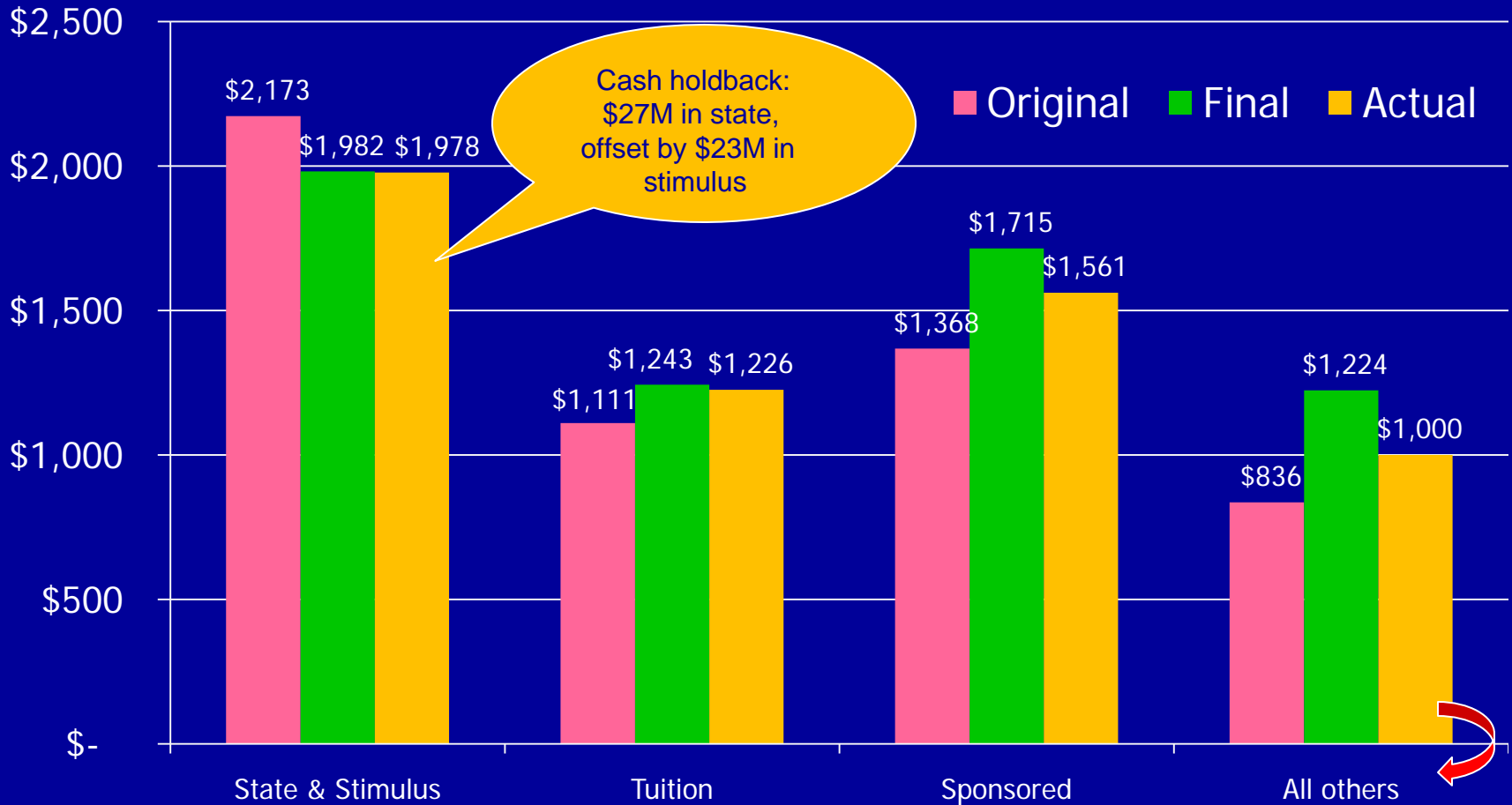
## Budget to Actuals

- Georgia Budgetary Reporting
- Appropriations Act
- State audit

# Summary of FY 2010 Budget to Actuals Revenues in Millions

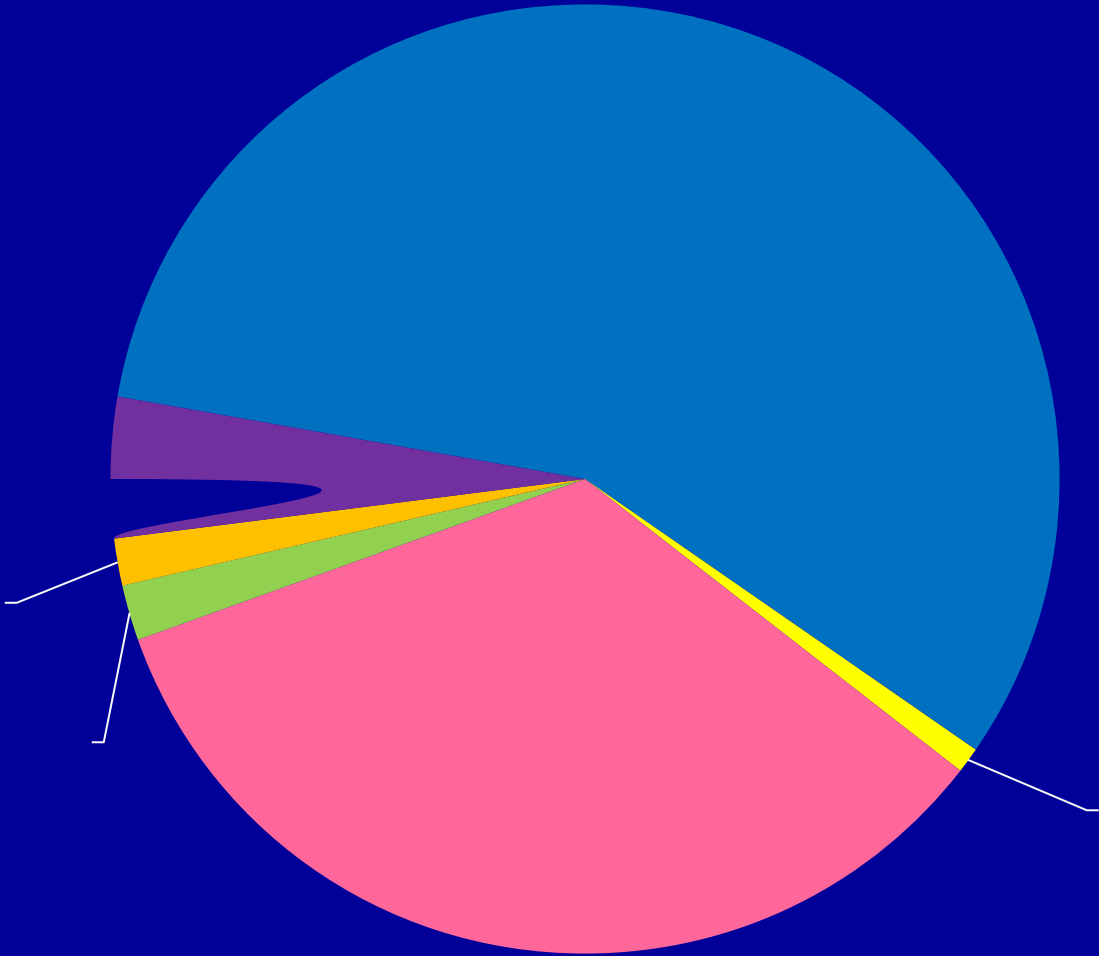


# FY 2010 Budget to Actuals – Revenues in Millions



	Original	Final	Actual
Other general	\$ 259	\$ 356	\$ 330
Departmental Sales	\$ 171	\$ 210	\$ 148
Capital	\$ 152	\$ 298	\$ 196
Other funds - line items	\$ 254	\$ 360	\$ 327
Total all others	\$ 836	\$ 1,224	\$ 1,000

# FY 2010 Expenditures



# FY 2010 Budget to Actuals Summary

\$5,765MT-1.2o

# FY 2010 Budget to Actuals Summary

FY 2010 Ending Fund Balance: \$ 274M

Reserved for Restricted Use:

Restricted reserves:

\$142.9M

Tuition carry -forward:

\$21.8M

Indirect cost recovery:

\$56.5M

DS&S & Technology Fee:

\$49.4M

Estimated Surplus:

\$3.0M

\$127.7M

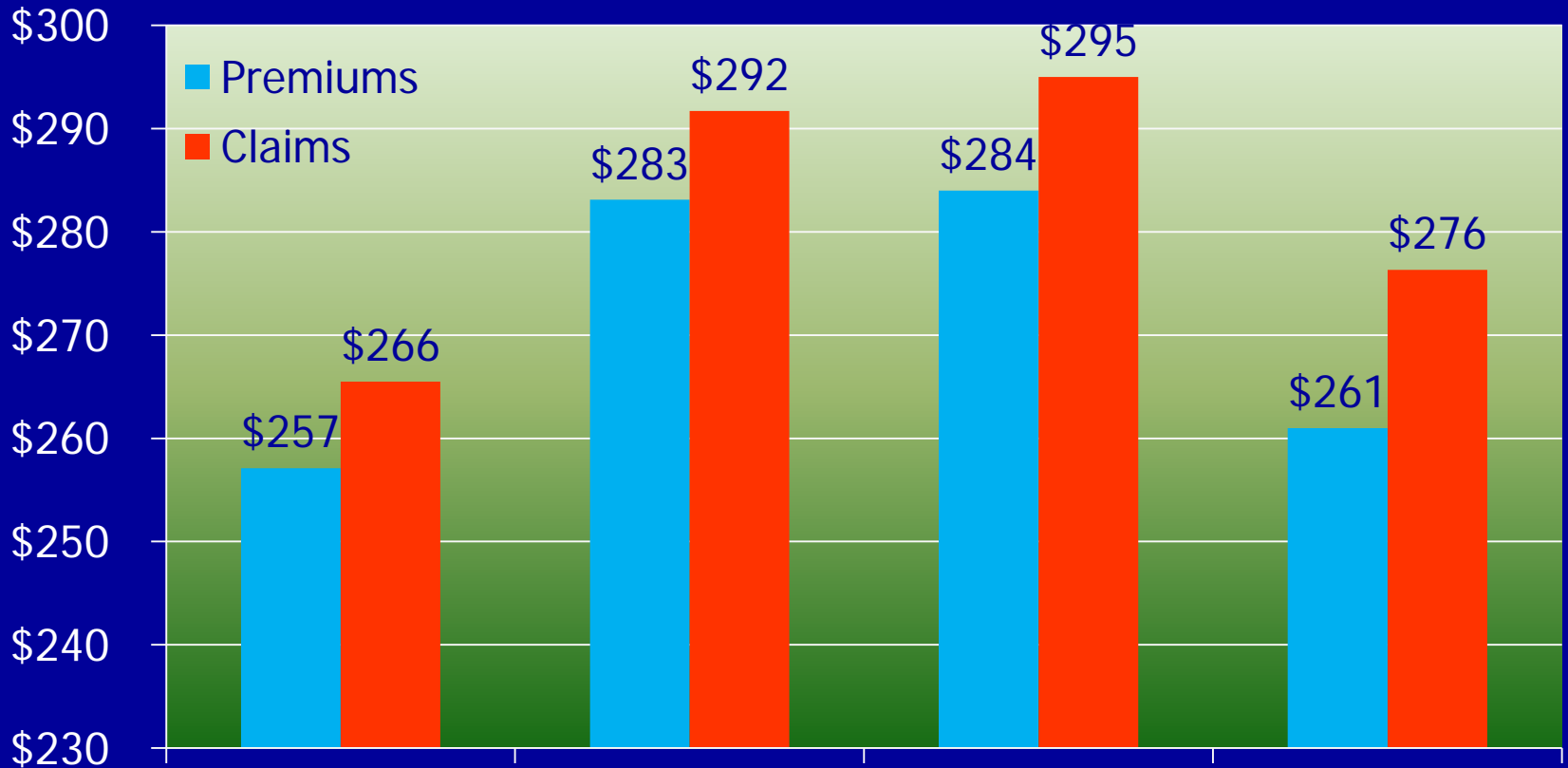
# Board of Regents of the University System of Georgia

## Health Insurance

Summary of Financial Activity for FY 2010



# Board of Regents Health Insurance Plans (Self-Insured)



FY 2007

-\$8.3M

FY 2008

-\$8.7M

FY 2009

-\$10.6M

FY 2010

-\$16.2M

Excess  
Claims  
over  
premiums

# FY 2010 Health Insurance

Total Premiums

\$260.1M

Total Claims and expenses

(\$276.3M)

Claims over Premiums

(\$16.2M)

FY 2010 Coverage:

Medicare Part D Subsidy:	\$5.7M
Prescription Rebates:	\$9.3M
<u>Interest earnings:</u>	<u>\$0.3K</u>
Total	\$15.3M

*Plus restatement of prior years unrealized gains  
as realized gains of \$1.7M*

Plan for FY 2011 and beyond:

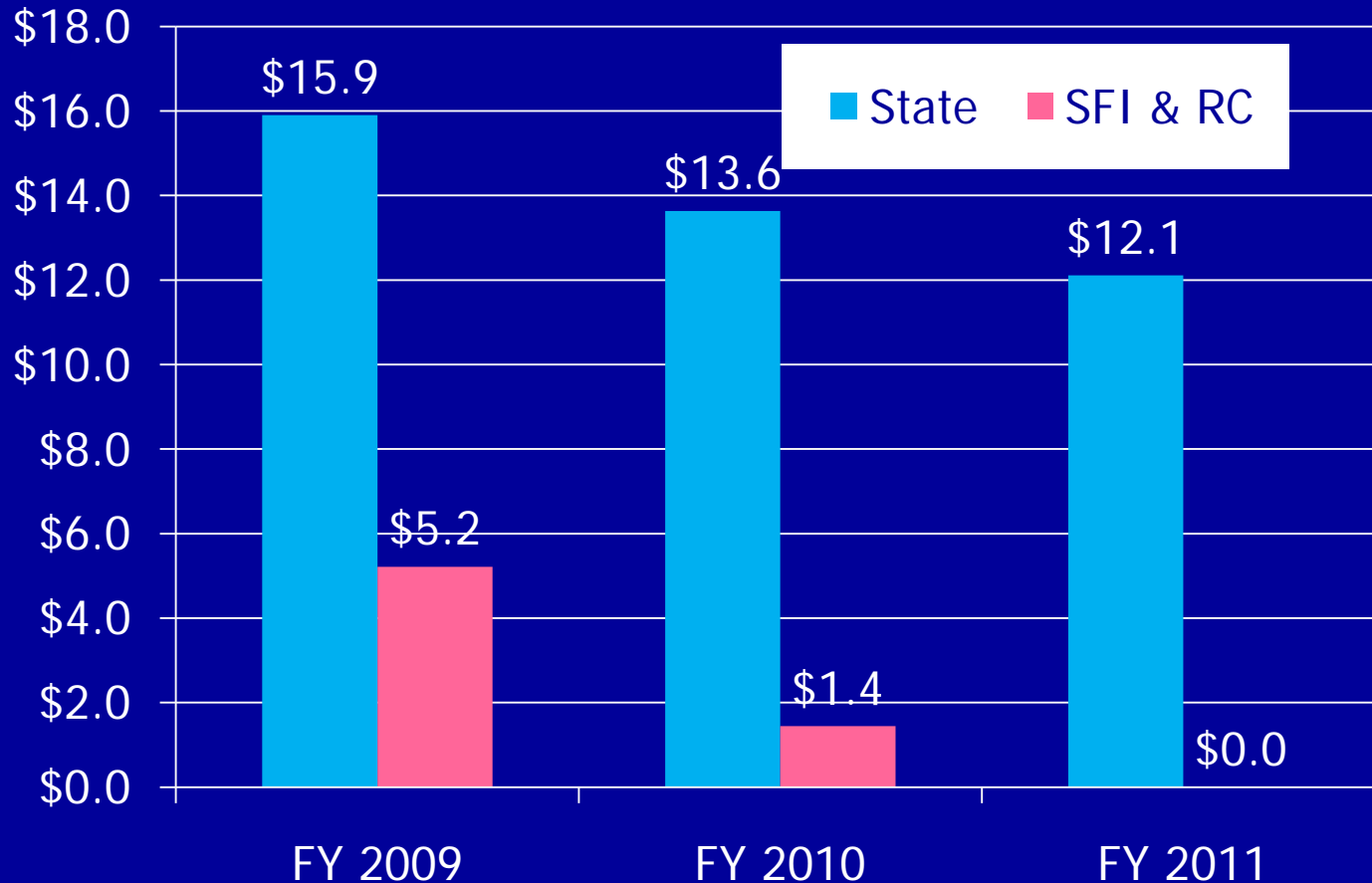
Premium increase of 9.7%; self funding of BCBS HMO and HDHP

# Board of Regents of the University System of Georgia


System Office

Summary of Financial Activity for FY 2010

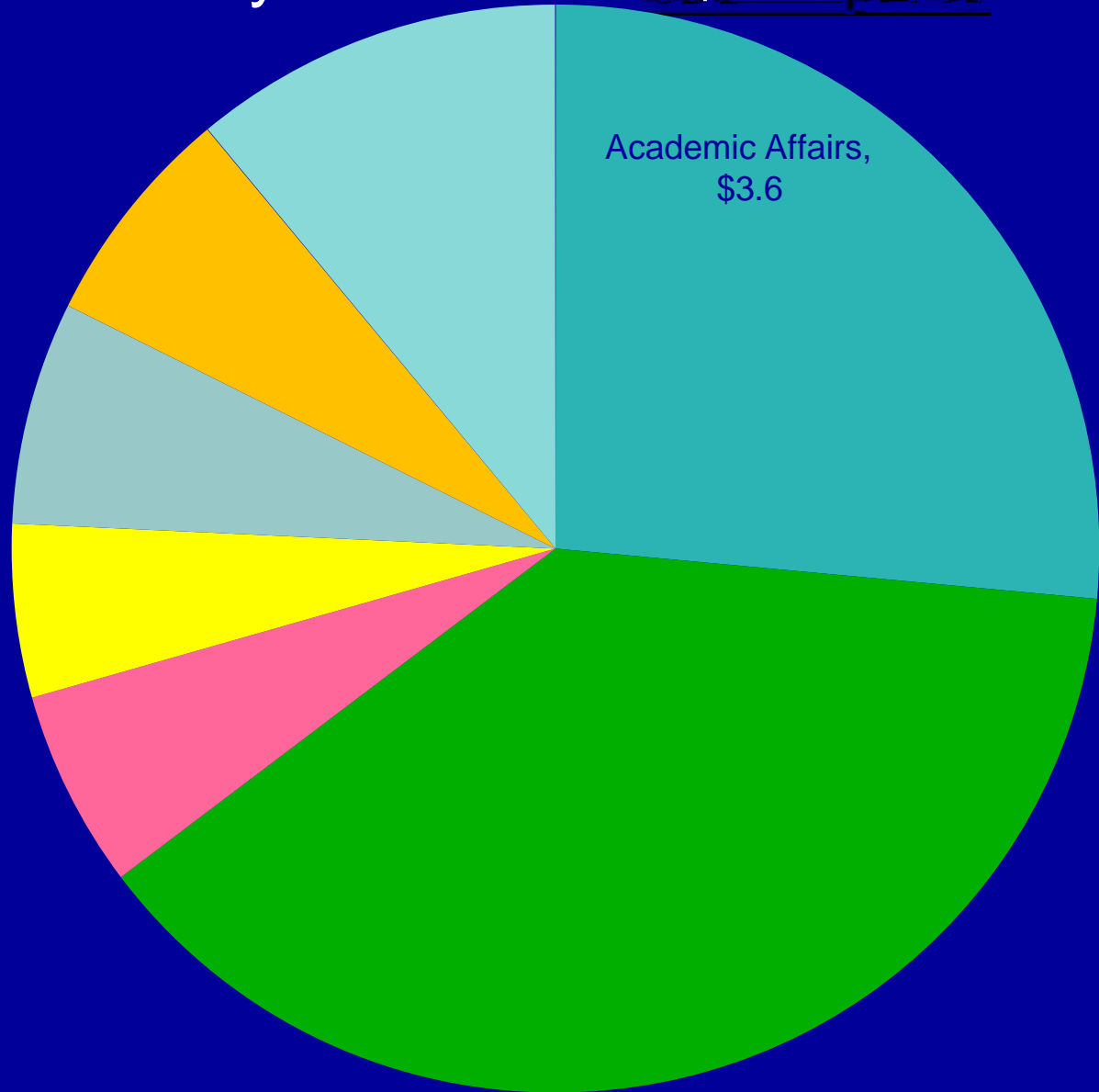
# System Office Original Budget



Excludes: Information Technology Services, \$35.7M in state and SFI; and pass through budget b0SR(b)E(b)B( )JTJ 0.002 T7877628O(b)2(OS)-31((n)-2(d8/-213 -8-



# Adjusted Original State Funds: State Allocation by Division - \$13.5M



# FY 2010 Financials – System Office

- Adjusted Base funds: \$13.5M
- Plus one-time expenditures: \$6.2M
- Equals = Total state funds: \$19.7M
  
- Total expenditures: \$18.1M
- Carry-forward approved by OPB: \$1.5M
- FY 2010 Surplus: \$2K (for current year only)

# Board of Regents of the University System of Georgia



## Summary of Financial Activity for FY 2010 Budget to Actuals